

DUTCH

and the

FUDGE CHEST



What's your child's education worth to you?

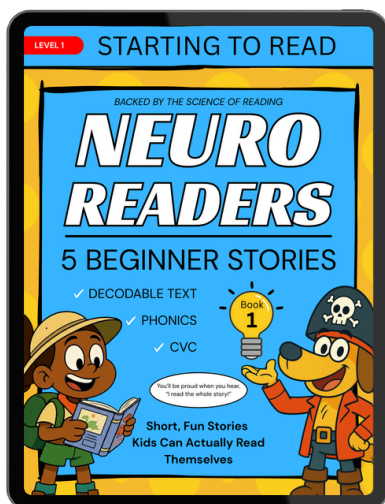
A Note For Parents & Teachers

These short phonics passages are a helpful tool for focused practice.

But for deeper and more lasting reading growth, we recommend pairing them with a comprehensive phonics book series.

If you want a full series, then check out the **NeuroReaders Decodable Phonics Series** for Advanced Kindergarten and First Grade to support systematic skill development and comprehension.

Phonics.NeuroReaders.com



UFLI | Lesson 71 (tch, dge Review)

Phonics Focus: /ch/ /j/ – chest, scratch, snatch,
patch, latch, fudge, ledge.

HFW Words: had, with, by, one, then

Vocabulary Words: chest, ledge.

Dutch had a chest with fudge in it.

He kept the chest by his bed.

One night, Dutch heard a crash.

A cat had tried to snatch the fudge.

The chest got a big scratch.

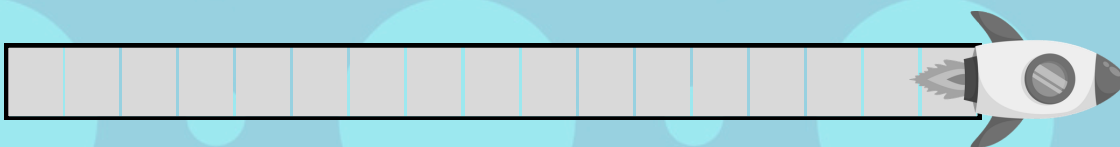
Dutch got a patch and fixed the chest.

Then he hid the fudge on a ledge.

“Nice try!” said Dutch.



Dutch had a chest
with fudge in it.
He kept the chest by
his bed.

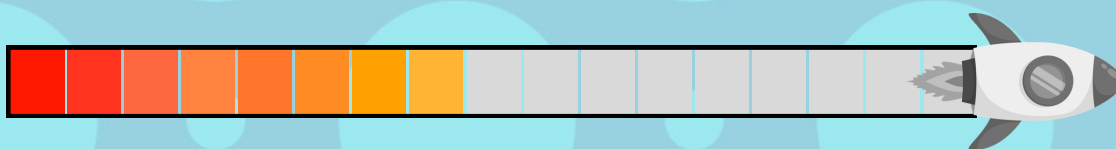




One night, Dutch heard
a crash.

A cat had tried to snatch
the fudge.

The chest got a big scratch.

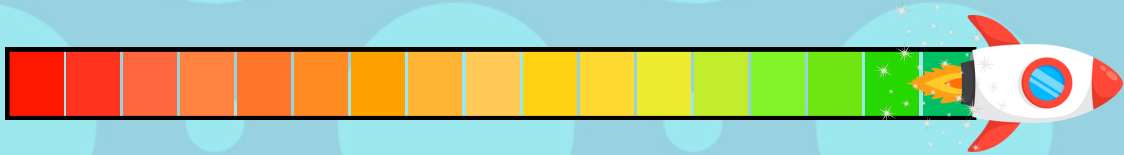




Dutch got a patch and fixed
the chest with a latch.

Then he hid the fudge
on a ledge. ‘

Nice try!’ said Dutch.



Take a Sound Away

UFLI Lesson 71 · tch & dge Review

NAME _____

DATE _____

Say the word. Take away the first sound. Say and write what is left.



Remember: tch makes one sound (ch) and dge makes one sound (j).

1. **patch** without **p** → _____

2. **match** without **m** → _____

3. **badge** without **b** → _____

4. **latch** without **l** → _____

5. **hedge** without **h** → _____

Sort the Endings

NAME _____

DATE _____

Read each word. Write it in the box that matches the ending.

WORD BANK: fudge snatch ledge patch scratch
badge latch ridge

-tch
says *ch*

-dge
says *j*

Find the Red Words

NAME _____

DATE _____

Read the story. Circle every red word you find.

LOOK FOR: **had** · **with** · **by** · **one** · **then**

Dutch had a chest with fudge in it. He kept the chest by his bed.

One night, Dutch heard a crash. A cat had tried to snatch the fudge.

Dutch got a patch. Then he hid the fudge with a latch.

I found red words.

Yes or No?

NAME _____ DATE _____

Think about the story. Circle Yes or No for each question.

1. Did Dutch have a chest with fudge?

2. Did a dog try to snatch the fudge?

3. Did the chest get a scratch?

4. Did Dutch fix the chest with a patch?

5. Did Dutch eat all the fudge?

Finish the Sentences

NAME _____ DATE _____

Finish each sentence about the story. Use words from the bank if you need help.

HELPER WORDS:

chest

fudge

cat

patch

latch

ledge

1. Dutch had a chest with _____ .

2. A _____ tried to snatch the fudge.

3. Dutch fixed the chest with a _____ .

4. Dutch hid the fudge on a _____ .



Super Writer!



What's your child's education worth to you?

A Note For Parents & Teachers

These short phonics passages are a helpful tool for focused practice.

But for deeper and more lasting reading growth, we recommend pairing them with a comprehensive phonics book series.

If you want a full series, then check out the **NeuroReaders Decodable Phonics Series** for Advanced Kindergarten and First Grade to support systematic skill development and comprehension.

Phonics.NeuroReaders.com

