

# Bridget

Gets the

# Badge



*What's your child's education worth to you?*

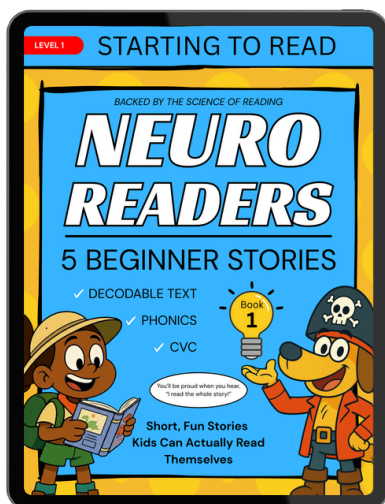
## A Note For Parents & Teachers

These short phonics passages are a helpful tool for focused practice.

But for deeper and more lasting reading growth, we recommend pairing them with a comprehensive phonics book series.

If you want a full series, then check out the **NeuroReaders Decodable Phonics Series** for Advanced Kindergarten and First Grade to support systematic skill development and comprehension.

[Phonics.NeuroReaders.com](https://Phonics.NeuroReaders.com)



## UFLI | Lesson 70 (dge /j/)

Phonics Focus: dge /j/ – Bridget, ridge, bridge,  
badge, fridge, sludge.

HFW Words: one, day, by, gets, soon

Vocabulary Words: sludge, spotless.

Bridget the hedgehog lives by a ridge.  
A lodge by the bridge gives a badge for the  
best home.

Bridget wants the badge.

One day, Bridget sees sludge in the fridge.

Bridget gets a mop and cleans the sludge.

Soon the fridge is spotless.

Bridget gets the badge and has a snack.

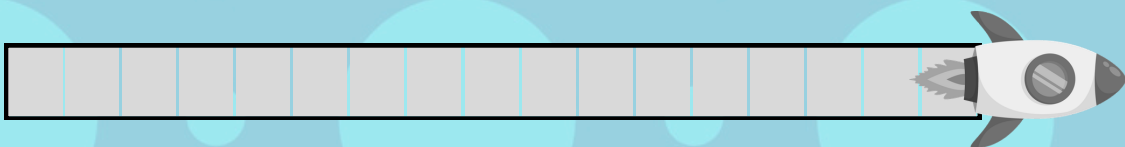
Bridget feels glad.



Bridget the hedgehog lives  
by a ridge.

A lodge by the bridge gives a  
badge for the best home.

Bridget wants the badge.

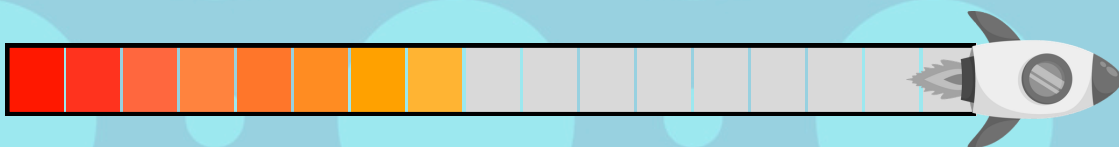




One day, Bridget sees sludge in  
the fridge.

Bridget gets a mop and cleans  
the sludge.

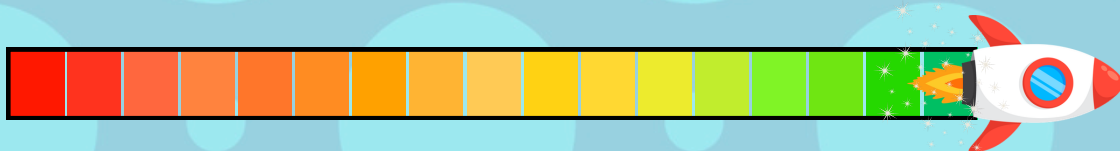
Soon the fridge is spotless.





Bridget gets the  
badge and has a  
snack.

Bridget feels glad.



# Blend the Sounds

UFLI Lesson 70 · dge says j

NAME \_\_\_\_\_ DATE \_\_\_\_\_

Say each sound. Blend the sounds together. Write the word on the line.

 The letters **d·g·e** make ONE sound: j. Three letters, one sound.

1. 

r	i	dge
---	---	-----

 → \_\_\_\_\_

2. 

b	a	dge
---	---	-----

 → \_\_\_\_\_

3. 

l	o	dge
---	---	-----

 → \_\_\_\_\_

4. 

b	r	i	dge
---	---	---	-----

 → \_\_\_\_\_

5. 

s	l	u	dge
---	---	---	-----

 → \_\_\_\_\_

# Build a -dge Word

NAME \_\_\_\_\_

DATE \_\_\_\_\_

Add the beginning letters to -dge. Read the new word. Write it on the line.

The ending **dge** says j after a short vowel.

1. **ri** + **dge** = \_\_\_\_\_  
\_\_\_\_\_

2. **ba** + **dge** = \_\_\_\_\_  
\_\_\_\_\_

3. **fri** + **dge** = \_\_\_\_\_  
\_\_\_\_\_

4. **slu** + **dge** = \_\_\_\_\_  
\_\_\_\_\_

5. **lo** + **dge** = \_\_\_\_\_  
\_\_\_\_\_

# Circle and Write

NAME \_\_\_\_\_

DATE \_\_\_\_\_

Circle the word that fits the sentence. Then write the word on the line.

RED WORDS: **one** · day · **by** · **gets** · soon

1. Bridget lives \_\_\_\_\_ a ridge.

**by**

on

Write: \_\_\_\_\_

2. Bridget \_\_\_\_\_ the badge.

**gets**

had

Write: \_\_\_\_\_

3. One \_\_\_\_\_, Bridget sees sludge.

week

**day**

Write: \_\_\_\_\_

4. \_\_\_\_\_ the fridge is spotless.

Then

**Soon**

Write: \_\_\_\_\_

5. Bridget gets \_\_\_\_\_ badge.

**one**

that

Write: \_\_\_\_\_

# What Happened First?

NAME \_\_\_\_\_ DATE \_\_\_\_\_

---

*Number the events in order. Write 1 for first, 2 for next, and 3 for last.*

 Think about the story *Bridget Gets the Badge*. What did Bridget do first?

**Bridget gets the badge and has a snack.**

**Bridget sees sludge in the fridge.**

**Bridget gets a mop and cleans the sludge.**

# Tell Me More

NAME \_\_\_\_\_

DATE \_\_\_\_\_

Answer the question. Write a sentence using words from the story.

**? Why did Bridget get the badge?**

HELPER WORDS: **Bridget** **sludge** **fridge** **cleans** **spotless** **badge**

Start your sentence with a capital letter. End with a period.

---

---

---

---

---

---

---

---

---

---

*What's your child's education worth to you?*

## A Note For Parents & Teachers

These short phonics passages are a helpful tool for focused practice.

But for deeper and more lasting reading growth, we recommend pairing them with a comprehensive phonics book series.

If you want a full series, then check out the **NeuroReaders Decodable Phonics Series** for Advanced Kindergarten and First Grade to support systematic skill development and comprehension.

[Phonics.NeuroReaders.com](https://Phonics.NeuroReaders.com)

